

CLUX-12S

1x2 HDMI Splitter

Operation Manual



CLUX-12S

TABLE OF CONTENTS

1. Introduction.....	1
2. Features.....	1
3. Operation Controls and Functions.....	2
3.1 Front Panel.....	2
3.2 Rear Panel.....	2
4. Connection and Installation.....	3
5. Specifications.....	3
6. Cypress HDMI Series.....	6

1. Introduction

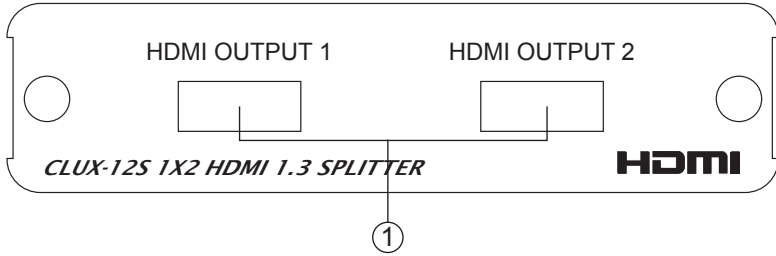
The HDMI Distribution Amplifier Series is the most advanced solution to HDMI signal distribution. Each product in this series is compatible with HDMI specifications, a cutting-edge technology which defines the supports to transfer Deep Color (10-bit and 12-bit) video and new lossless compressed (LPCM 7.1CH, Dolby TrueHD, Dolby Digital Plus and DTS-HD Master Audio) digital audio, with a high bandwidth up to 225MHz (6.75Gbps). Besides splitting and distributing, the HDMI DA series also does signal amplification and equalization, so as to provide high performance I/O of audio and video.

2. Features

- HDMI HDCP1.1 and DVI1.0 compliant Receiver.
- Deep color video up to 12bit, 1080p@(24/60)Hz.
- One HDMI source to connect up to two HDMI displays simultaneously.
- HDCP keysets allows each output to work independently when connecting to a HDMI display.
- Splits a HDMI source up to two outputs without signal loss.
- Supports DVI source and DVI display by using HDMI to/from DVI adaptor cable.
- Supports LPCM 7.1CH, Dolby TrueHD, Dolby Digital Plus and DTS-HD Master Audio transmission (32-192kHz Fs sample rate).
- Supports a wide range of PC and HDTV resolutions from VGA to UXGA and 480i to 1080p.
- HDMI cable distance test with 1080p/8bits resolution, the Input/Output source can run up to 20/15 meters. If 1080p/12bits the Input/Output source can run up to 15/10 meters.
- Supports EDID functionality. The unit will detect the first HDMI v1.2/8bits, HDMI v1.3 (10bits or 12bits) or DVI output source's EDID and record in the unit. When the output sources connected with the entire combination version (HDMI v1.2/8bits, v1.3/10bits, v1.3/12bits or DVI), the system can automatically to supports HDMI v1.2/8bits, v1.3/10bits, v1.3/12bits or DVI to expect ports.
[Note]: The detection priority is HDMI v1.3 > HDMI v1.2 > DVI.
- Supports CEC bypass.


3. Operation Controls and Functions

3.1 Front Panel



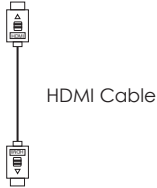
- ①. HDMI output 1 to 2: Connect each of the output ports to the HDMI display. When more than one output connected, the HDMI outputs play identical video signal simultaneously.

3.2 Rear Panel

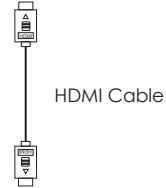


- ①. HDMI Input: Connect input port to the HDMI or DVI output of your source equipment such as DVD player or set-top-box.
- ②. POWER Indicator: The power LED will illuminate when power on.
- ③. Power: Plug the 5V DC power supply into the splitter and connect the adaptor to AC wall outlet.

4. Connection and Installation



DVD or Set-Top-Box



HDTV

OR



HDMI display

OR



LCD TV

5. Specifications

Frequency Bandwidth	2.25Gbps (Single Link)
Input Port	1x HDMI female port (Type A)
Output Ports	2x HDMI female ports (Type A)
Power Supply	5VDC/2.6A (US/EU standards, CE/FCC/UL certified)
Dimensions (mm)	100(W) x 147(D) x 25(H)
Weight(g)	300
Chassis Material	Aluminum
Silkscreen Color	Black
Operating Temperature	0°C ~ 40°C

6. Cypress HDMI Series:

Product	Description
CLUX-11S	1x1 HDMI V1.3 Repeater
CLUX-12S	1x2 HDMI V1.3 Splitter
CLUX-14S	1x4 HDMI V1.3 Splitter
CLUX-18S	1x8 HDMI V1.3 Splitter
CLUX-21SY	2x1 HDMI V1.3 Switcher
CLUX-31S	3x1 HDMI V1.3 Switcher
CLUX-31SY	3x1 HDMI V1.3 Switcher
CLUX-41SY	4x1 HDMI V1.3 Switcher
CLUX-41AT	4x1 HDMI V1.3 Switcher with Digital Audio
CLUX-42S	4x2 HDMI V1.3 Switcher
CLUX-110S	1x10 HDMI V1.3 Splitter
CLUX-210S	2x10 HDMI V1.3 Splitter
CLUX-210T	2x10 HDMI V1.3 Splitter with Digital Audio



CYPRESS TECHNOLOGY CO., LTD.

Home page: <http://www.cypress.com.tw>