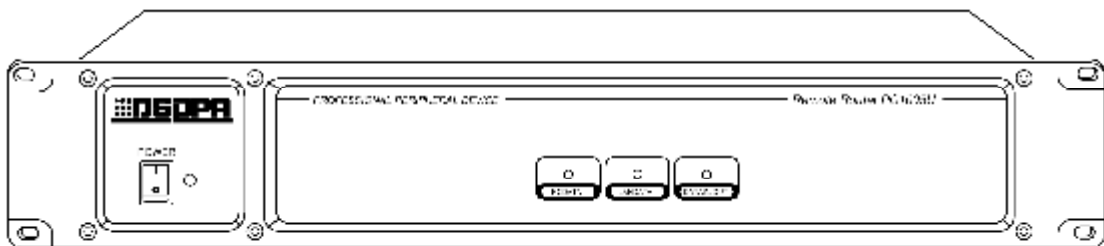




Public Address System

ROUTER

PC1005U



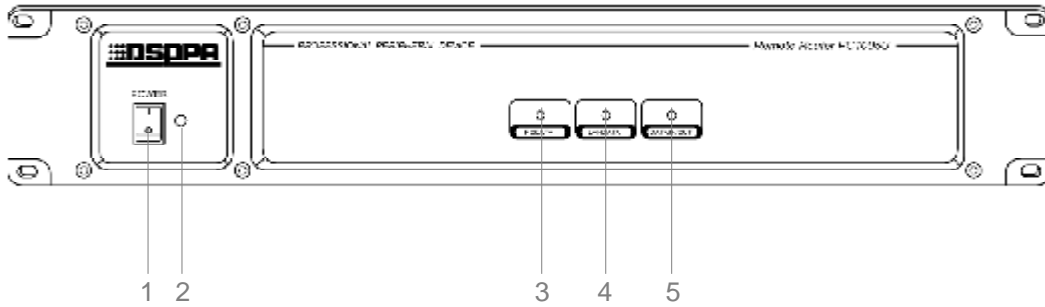
OWNER'S MANUAL

Before operating, please read this manual completely.

FEATURES

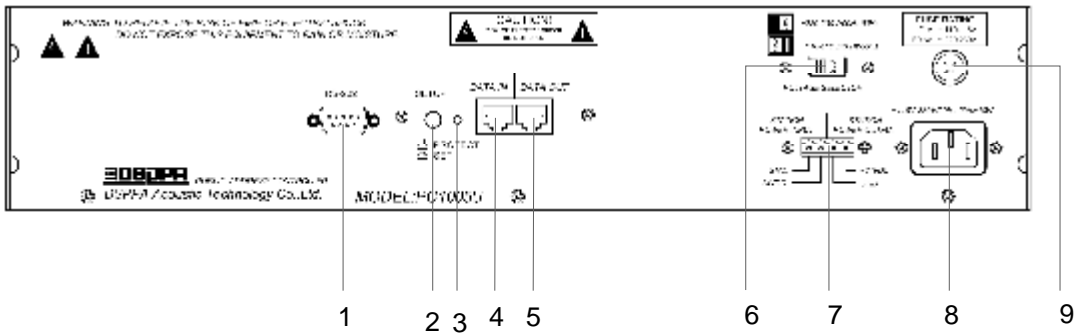
- | Providing the router function of the peripheral**
- | Providing the router function of the peripheral and the PC**
- | With RS-232 interface to connect with the PC**
- | With network interface to connect with the PC through the LAN or INTERNET**
- | Connecting with 127 equipments at one time available**
- | Accept AC110V/AC220V/DC24V**

FRONT PANEL



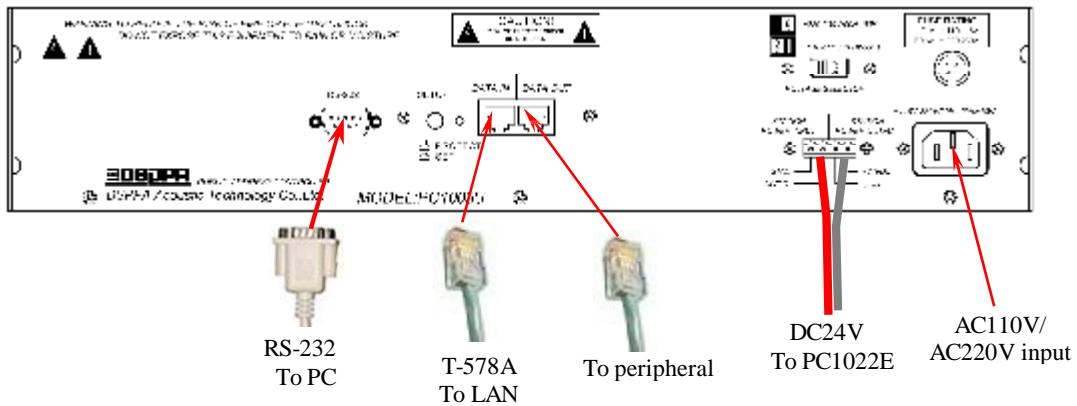
- | | |
|------------------------|--------------------------------|
| 1 Power switch | 4 Data indicator of network |
| 2 Power indicator | 5 Data indicator of peripheral |
| 3 Data indicator of PC | |

REAR PANEL



- | | |
|-----------------------------------|--------------------------|
| 1 RS-232 interface | 6 AC110V/220V switch |
| 2 Setup and protect switch | 7 DC24V INPUT |
| 3 Setup state indicator | 8 AC110V/220V input jack |
| 4 Interface of the network and PC | 9 AC110V/220V FUSE |
| 5 Data output interface | |

CONNECTION



NOTICE: To the PC and LAN could not be available at the same time.

SPECIFICATIONS

INTERFACE TO PC	1. RS-232 2. LAN 10M
INTERFACE TO PERIPHERAL	RS-485, CAT5
MAX distance of the peripheral	1000m
MAX quantity of the peripheral	127
Power Requirement	1. AC220V/110V 50/60Hz 2. DC24V
Power	<10W
Protection	AC FUSE (220V: F0.6AL, 110V: F1AL)
Outer Packing Size(mm)	(L×W×H) 555×455×185
Unit Size (mm)	(L×W×H) 484×349.5×88
Gross weight	8.3kg
Net weight	6.5kg

Specifications are subject to be changed without notice.

CAUTION

- When the “Power switcher” is off, please pull out the power cord from the socket. Please keep the equipment out of water.
- To reduce the risk of electric shock, do not remove the cover.
- No user parts inside. Refer servicing to qualified service personnel.

DSPPA Acoustic Technology Co., Ltd