

## The Kramer Dual USB Charger

Congratulations on purchasing your Kramer dual USB charger with two USB connectors for charging devices (such as iOS and Android devices) that is available as: **W-2UC**, a dual insert and as **WP-2UC**, a Decora® style one gang insert.

### Defining the Dual USB Charger

[Figure 1](#) defines the front panels of the **W-2UC** and **WP-2UC** and [Figure 2](#) defines their rear panel.

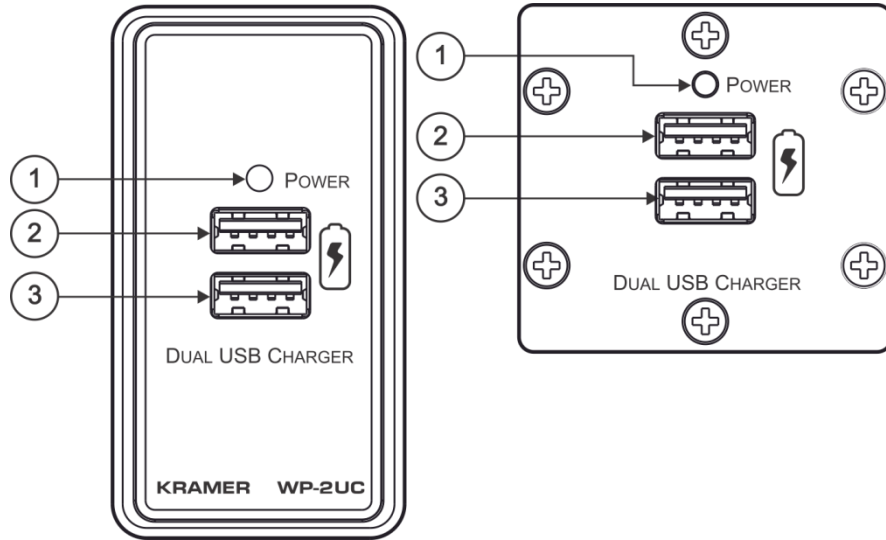


Figure 1: WP-2UC and W-2UC Front Panels

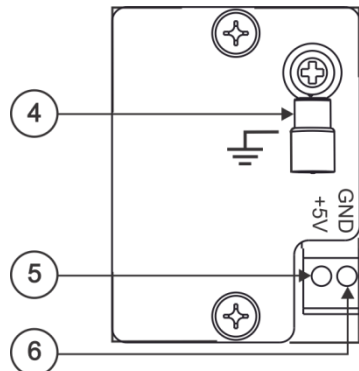


Figure 2: WP-2UC and W-2UC Rear Panel

#	Feature	Function
1	Power LED	Lights when the unit receives power
2	Top USB Connector	Connect to a device for charging
3	Lower USB Connector	Connect to a device for charging
4	Grounding Screw	Connect to grounding wire
5	Power Supply 2-pin Terminal Block Connector	Connect +5V to +5V
6		Connect GND to GND

## Mounting the W-2UC

To mount a Kramer insert or connector module:

1. Place the Kramer insert over the opening.
2. Insert the four screws (two on each side) to fix the Kramer insert in place, and tighten them.

## Mounting the WP-2UC

The **WP-2UC** Decora® style one gang insert can be fitted into a Decora® style faceplate.

## Grounding the Dual USB Charger

The grounding screw is used to earth the chassis of the unit to the ground of the building to help prevent static electricity from impacting on the performance of the unit.

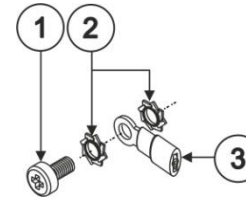


Figure 3: Grounding Connection Components

#	Component Description
1	M3X6 screw
2	1/8" Toothed Lock Washer
3	M3 Ring Tongue Terminal

## Technical Specifications

PORTS:	2 USB connectors
POWER CONSUMPTION:	5V DC, 4A
OPERATING TEMPERATURE:	0° to +40°C (32° to 104°F)
STORAGE TEMPERATURE:	-40° to +70°C (-40° to 158°F)
HUMIDITY:	10% to 90%, RHL non-condensing
INCLUDED ACCESSORIES:	Power supply
WEIGHT:	0.14kg (0.31lbs) approx.
Specifications are subject to change without notice Go to our Web site at <a href="http://www.kramerelectronics.com">http://www.kramerelectronics.com</a>	



KRAMER ELECTRONICS LTD.

# Installation Instructions

MODELS:

**W-2UC** Dual Insert  
Dual USB Charger

**WP-2UC** Wall Plate Device  
Dual USB Charger

For the latest information on our products and a list of Kramer distributors, visit our Web site where updates to these installation instructions may be found.

**We welcome your questions, comments, and feedback.**

Web site: [www.kramerelectronics.com](http://www.kramerelectronics.com)

E-mail: [info@kramerel.com](mailto:info@kramerel.com)



**SAFETY WARNING**

Disconnect the unit from the power supply before opening and servicing

P/N: 2900-300359 Rev 2



P/N: 2900-300359



Rev: 2